

Bristling with excitement Brush Magic!



If you pride yourself on looking after your tools & brushes, then be ready to be amazed by Brush Magic even when using on those you thought were clean. Brush Magic is 5 times stronger than many other cleaners & effortlessly removes both wet & hard paint & even some glues. Brush Magic is not only the most powerful cleaner we know, it is safer to use, water washable, non flammable & economical as it does not evaporate.

John Bristow of Deluxe Materials shows you the product's magical properties. Be prepared to be amazed & make Brush Magic your first choice cleaner.



1 Brush Magic has been tested with a wide range of model & hobby paints including enamels, oils, acrylics, lacquers, varnishes, textured paints, washes & weathering powders.

Gently agitate the brush for several seconds & wipe onto tissue.

2 To clean wet paint from your used brush, pour Brush Magic, enough to cover the bristles, into a glass or polythene container. Wipe away excess paint with a tissue.

3 Repeat the process. When the brush is completely clean you should rinse with water to remove any residual Brush Magic.

4 The brush & the bristles are as new. The whole process takes only 20-30 seconds for solvent-based paints.





REMOVES HARD SET PAINT

5 This brush has been left for 7 days and is a hard mass of dried paint.

6 About 25 minutes soaking in Brush Magic softens the paint.

7 Paint is completely dispersed. Another 5 mins soaking takes care of the rest.

8 Wipe on tissue. A final wash in Brush Magic and then water revives that expensive brush as new.



AIRBRUSHES

9 Brush Magic is a great safe product for cleaning airbrushes & has been tested with many different makes.



10 Brush Magic rapidly loosens & dissolves hidden paint in hard to reach areas of these stripped airbrush parts.

11 Years worth of accumulated paint has been removed safely & the airbrush restored to 'as new' condition.

